




# ACCESS for ELLs Data Analysis 2019-2022

By: Myroslawa Cahn

Federal Programs Supervisor

October 17, 2022



# WHAT IS THE PURPOSE OF THE TEST?



**ACCESS for ELLs 2.0** measures students' abilities to understand and produce English used within school settings. The four sections of the tests **are Listening, Reading, Speaking, and Writing**. The test is administered in the following grade level clusters:

Online Grade level clusters.

Grade K Grade 1 Grades 2-3 4-5 6-8 9-12

English language learners will take the test every year until their scores meet the criteria to exit the ESL program. In New Jersey, the students need to reach a **4.5** score to qualify for exit



# ENGLISH LANGUAGE LEARNERS

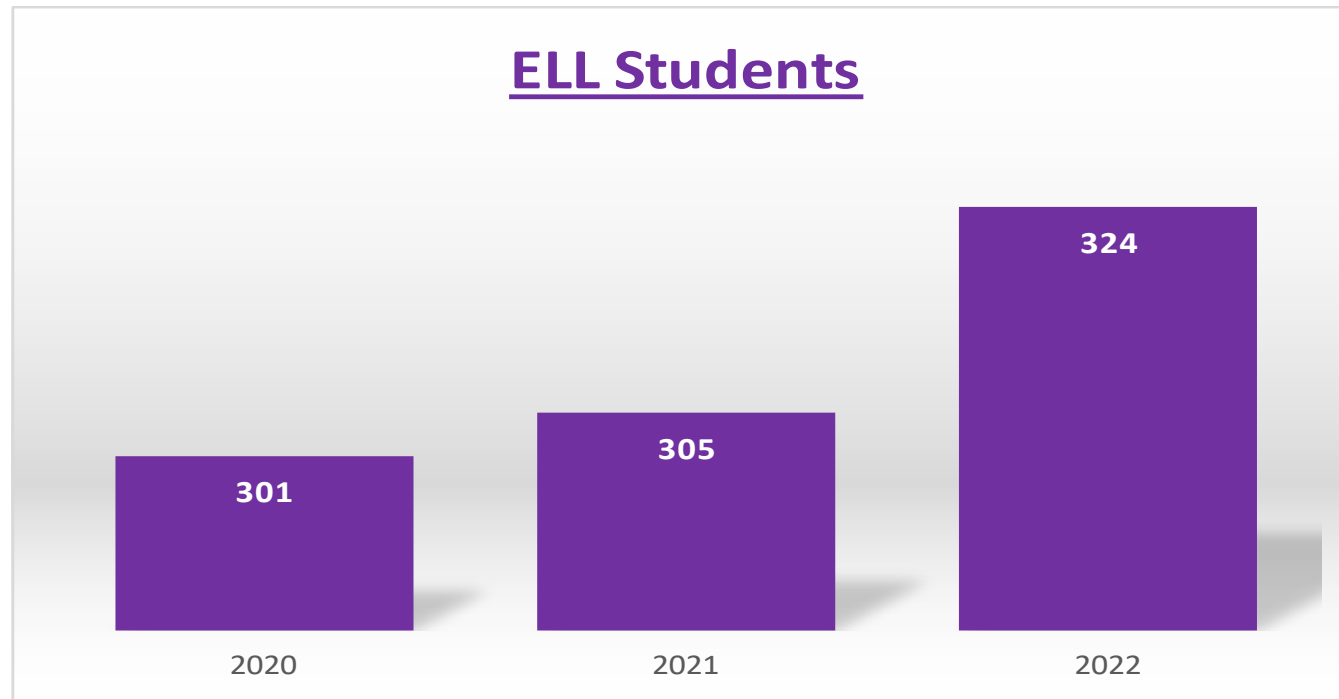
- Garfield ESL population is comprised of 352 students district-wide, which is 8.3% of the total number of students in the district. Sixteen languages are represented. The top seven languages spoken:



ELL BY POPULATION



# GROWTH OF PROGRAM 2020-2022



# CURRENT TRENDS

- Increased **enrollment** at secondary level
- Increase in **newcomer** (SLIFE) population
- Increased number of students **achieving proficiency**
- Use of federal funds to support afterschool programs, Adult ESL classes, *digital materials specific to ELLs*
- Analysis of ACCESS assessment to upgrade ESL curriculum units that can further foster academic language attainment
- Inclusion of ELL students in the district **Gifted & Talented** Program
  - Hired Spanish-speaking ESL teacher due to increase enrollment



# PARTICIPATION RATE

SY 2020 – 100%

SY 2021 - 98 %(COVID )

SY 2022 – 100%

PRIOR TO TESTING, ESL TEACHERS ARE MAKING EVERY EFFORT TO INFORM THE PARENTS OF ELLS ABOUT:

ACCESS FOR ELLS TESTING,

THE SAMPLE TEST ITEMS,

FORMAT OF THE TEST,

TESTING SCHEDULE



## NUMBER OF ELLS BY PROFICIENCY LEVEL SY 2022

School	Level 1	Level 2	Level 3	Total	Exit 2022	% Met Proficiency
#4	10	9	15	34	11	32.4
#5	14	6	15	35	9	25.7
#6	22	12	4	38	6	15.8
#7	22	4	8	32	3	9.4
#8	20	3	8	27	7	26
#9	16	2	10	26	6	23.1
#10	14	8	9	39	8	20.5
GMS	26	17	18	61	12	20
GHS	13	21	26	60	12	20
<b>Total</b>	157	82	113	352	74	21.4

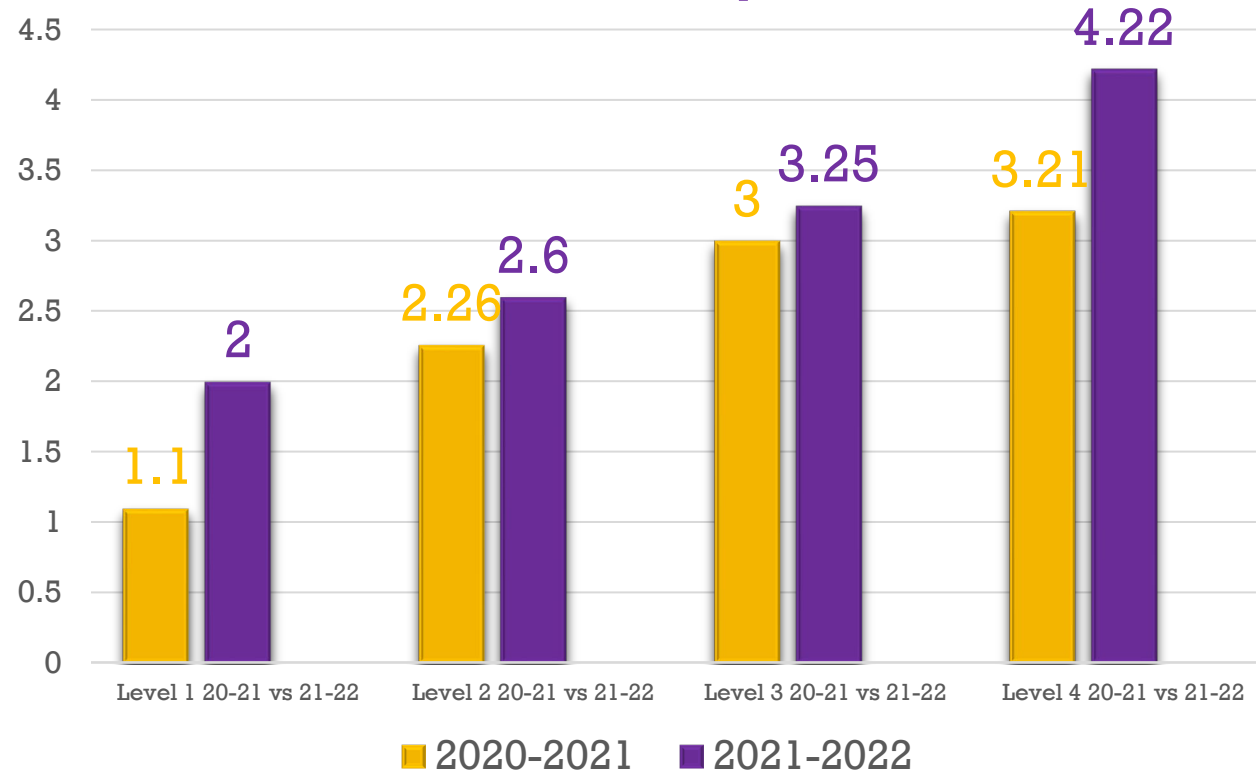


## Number of ELLs by proficiency level SY 2021


School	Level 1	Level 2	Level 3	Total	Exit 2022	% Met proficiency
#4	13	11	5	29	6	20.7%
#5	14	10	6	30	5	16.7%
#6	24	8	5	37	1	2.7%
#7	4	10	5	19	3	15.8%
#8	17	3	8	28	0	0.0%
#9	3	9	0	12	1	8.3%
#10	11	14	1	26	2	7.7%
MS	19	17	17	53	5	9.4%
HS	8	24	37	69	1	1.4%
Total	113	106	84	303	24	9.2%



## Proficiency Growth



**ACCESS: STUDENTS'  
PROFICIENCY  
GROWTH  
GRADES 9-12**



This data includes growth based on Garfield High School students' ACCESS 2.0 test performance from SY 2020-2021 as compared to school year 2021-2022.

2020-2021 High School student  
Starting proficiency level

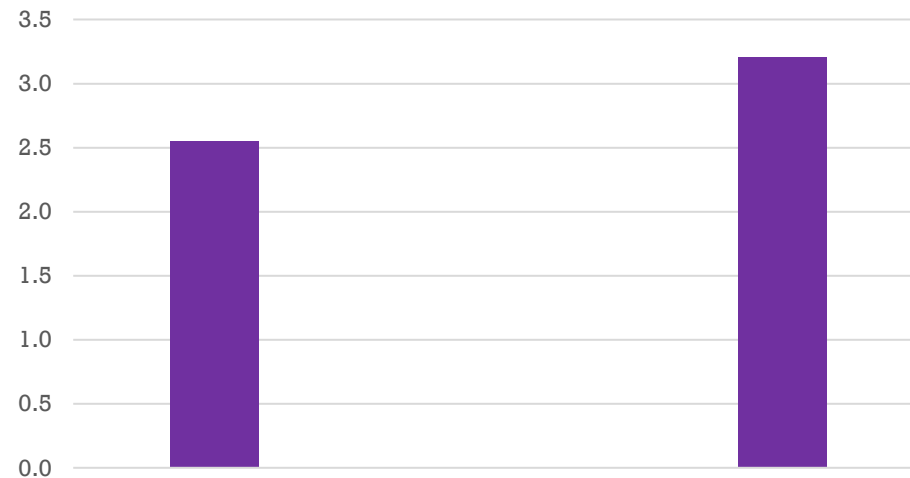
**69 student**

**2.5**

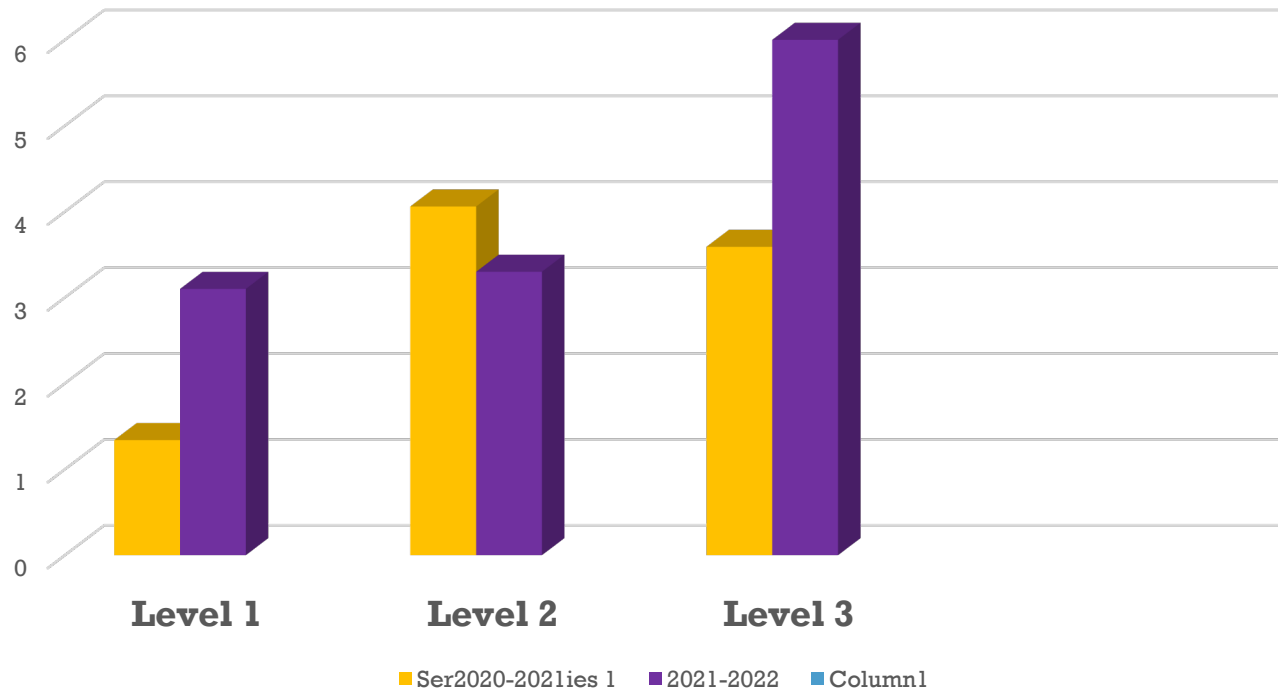
2021-2022 Garfield High  
School Access Proficiency

**75 students**

**3.2**



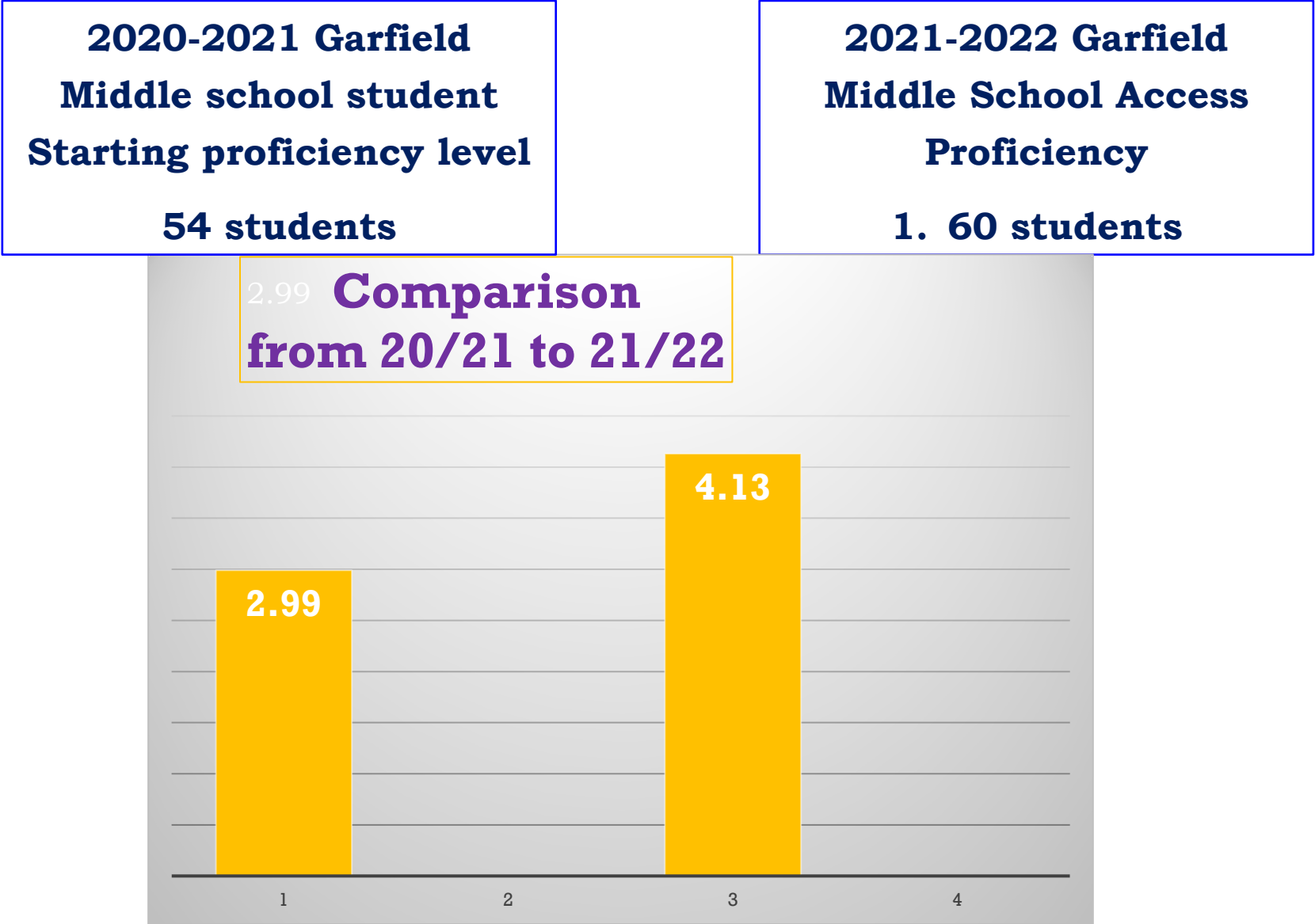
## Proficiency Growth




**ACCESS:  
STUDENTS'  
PROFICIENCY  
GROWTH  
GRADES 6-8**



This data includes growth based on Garfield Middle School students' ACCESS 2.0 test performance from SY 2020-2021 as compared to school year 2021-2022.

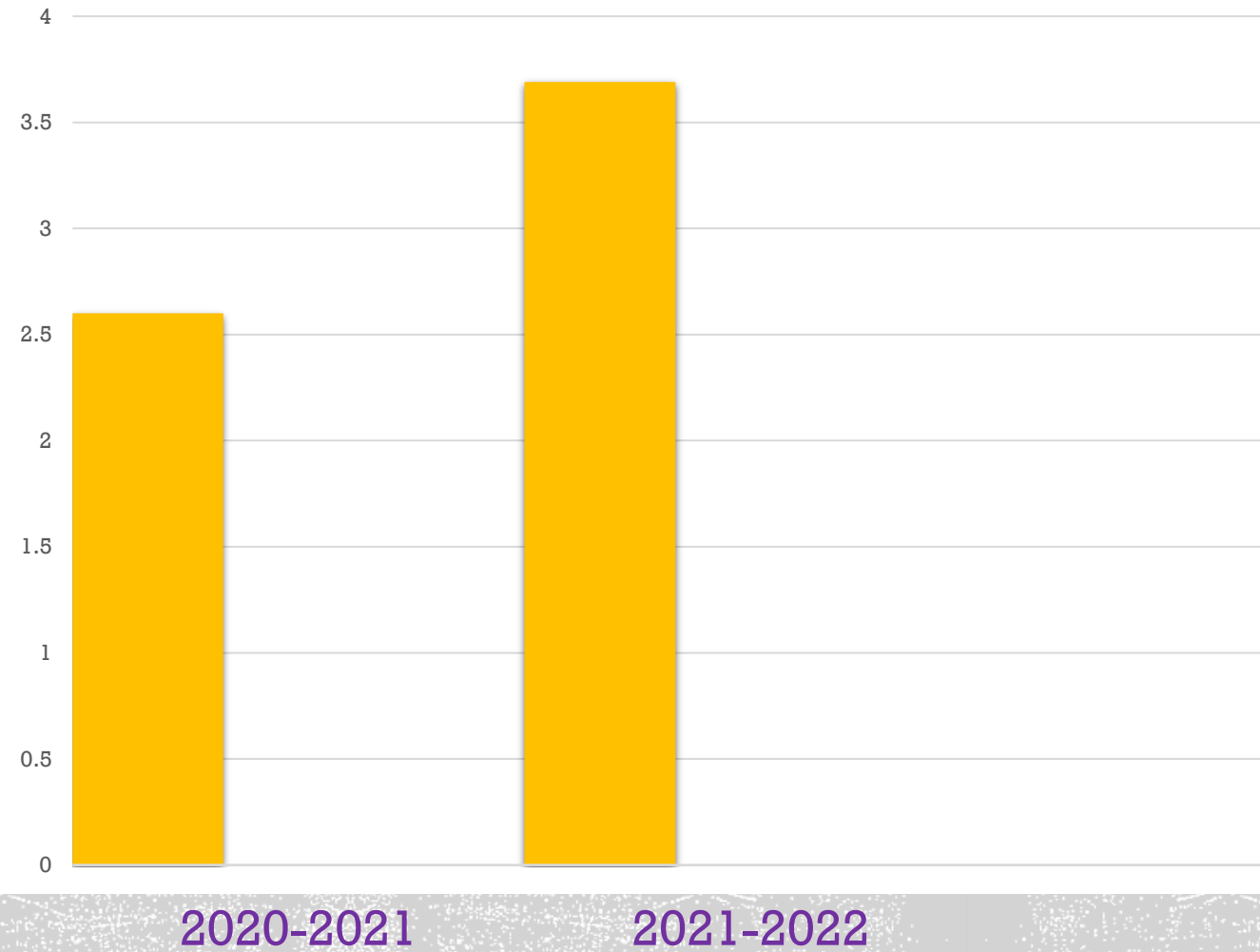




# PROFICIENCY GROWTH GRADES K-5

**2020-2021 -2.6**

**2021-2022 -3.7**



## STRATEGIES TO SUPPORT OUR ELLS:

- **Extended Day** ESL Programs district wide
- Extended Day **Mentoring Programs** in the Elementary, Middle School, and High School
- **Newcomer** programs for our Immigrant students
- **Summer** ESL Programs
- District **Bilingual Parent Outreach**
- **Adult ESL** evening classes for the families of our ELLs and Garfield community



**THANK YOU TO THE GARFIELD BOARD OF EDUCATION  
AND DISTRICT ADMINISTRATION FOR YOUR  
CONTINUED SUPPORT FOR VARIOUS PROGRAMS TO  
*SUPPORT EVERY STUDENT TO ACHIEVE MORE.***

